

STAGGER PACKED

BEER BOTTLE & BEER CAN CABINET CAPACITY

PERLICK CORPORATION MILWAUKEE, WI

CABINET ASSEMBLY #	INTERNAL VOLUME FT ³	12 oz. long neck bottle: QUANTITY / CASES		12 oz. CAN QUANTITY / CASES	
		QUANTITY	CASES	QUANTITY	CASES
BBS36	7.4	196	8.2	292	12.2
BBS60	16	400	16.7	592	24.7
BBS84	24.8	628	26.2	932	38.8
BBS108	33.5	856	35.7	1272	53
BBSN32	6	173	7.2	255	10.6
BBSN52	13.3	354	17.8	517	21.5
BBSN72	20.6	565	23.5	819	34.1
BBSN92	27.8	765	31.9	1121	46.7
BBR24	7	157	6.5	266	11.1
BBS48	15.3	346	14.4	549	22.9
BBR72	23.9	565	23.5	879	36.6
BBR96	32.6	784	32.7	1205	50.2
SDBR48	14.2	288	12	488	20.3
SDBR96	30.4	667	27.8	1102	46
SDBS60	14.8	381	15.9	592	24.7
SDBS108	30.9	815	34	1272	53
BBRN40	13	289	12	472	20
BBRN60	19	495	20.6	757	31.5
BBRN80	26.8	668	27.8	1026	42.8

BEER BOTTLE & BEER CAN CABINET CAPACITY

PERLICK CORPORATION MILWAUKEE, WI

CABINET ASSEMBLY #	INTERNAL VOLUME FT ³	12 oz. long neck bottle QUANTITY / CASES		12 oz. CAN QUANTITY / CASES	
		QUANTITY	CASES	QUANTITY	CASES
PTS36	8	196	8.2	292	12.2
PTS60	17.4	400	16.7	592	24.7
PTS84	26.7	628	26.2	932	38.8
PTR48	16.6	346	14.4	549	22.9
PTR72	25.7	565	23.5	879	36.6
SDPR48	14.1	339	14.1	552	23
SDPS60	14.8	362	15.1	592	24.7

NOTE:

1. ALL QUANTITIES SHOWN ARE STAGGER PACKED FOR OPTIMUM VOLUME CAPACITIES IN EACH CABINET FOR BOTH BEER BOTTLE AND BEER CANS.
2. EXAMPLE OF STAGGER PACKED CABINETS IS SHOWN ON SHEETS 2 & 3.



Perlick Corporation
Milwaukee, WI 53223

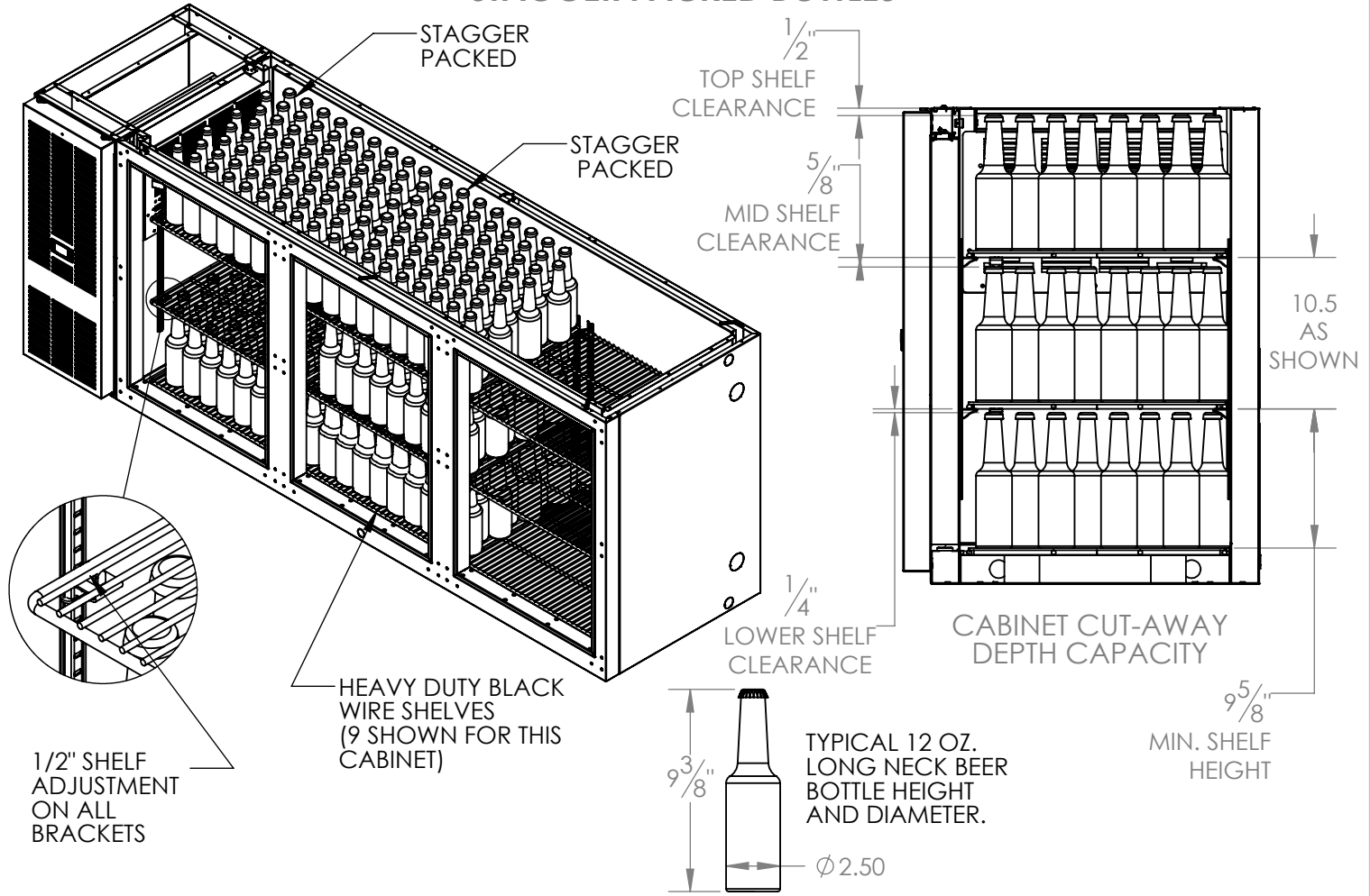
TYPICAL BEER BOTTLE AND CAN CAPACITIES

SCALE NONE
DRAWN TJZ DATE 6/25/13

SHEET 1 OF 3

66342B

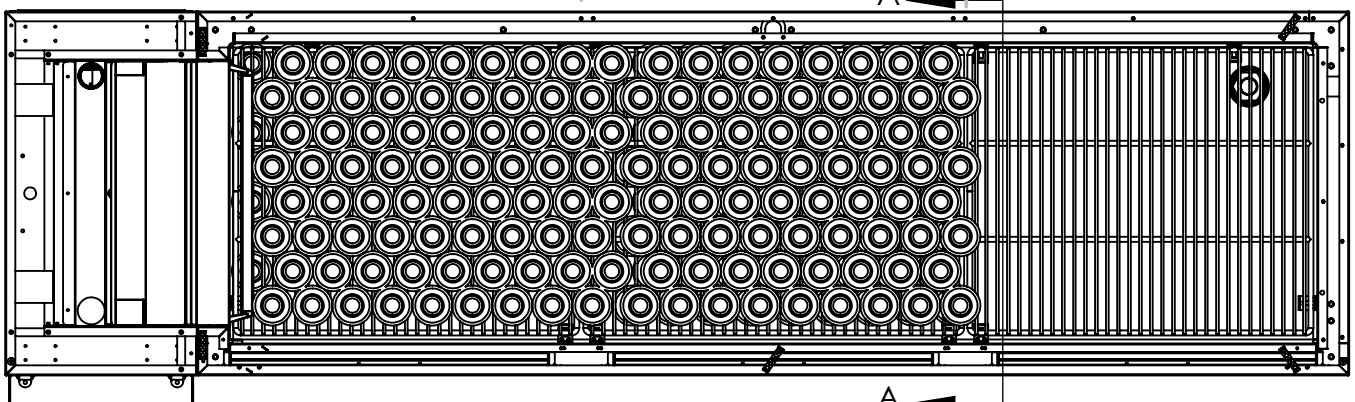
STAGGER PACKED BOTTLES



END DOOR BOTTLE CAPACITY: 3 SHELVES QTY.=192
64 BOTTLES PER SHELF
(STAGGER PACKED SHOWN)

CENTER DOOR BOTTLE CAPACITY:
3 SHELVES QTY.=228
76 BOTTLES PER SHELF
(STAGGER PACKED SHOWN)

END DOOR BOTTLE CAPACITY: 3 SHELVES QTY.=192
64 BOTTLES PER SHELF
(SHOWN EMPTY FOR CLARITY)



TYPICAL BOTTLE CAPACITY DIAGRAM:
SHOWN: 3 DOOR BBS SERIES CABINET.
REFER TO SHEET 1 FOR BOTTLE, CAN AND CASE CAPACITIES
FOR ALL PERLICK CABINET CONFIGURATIONS



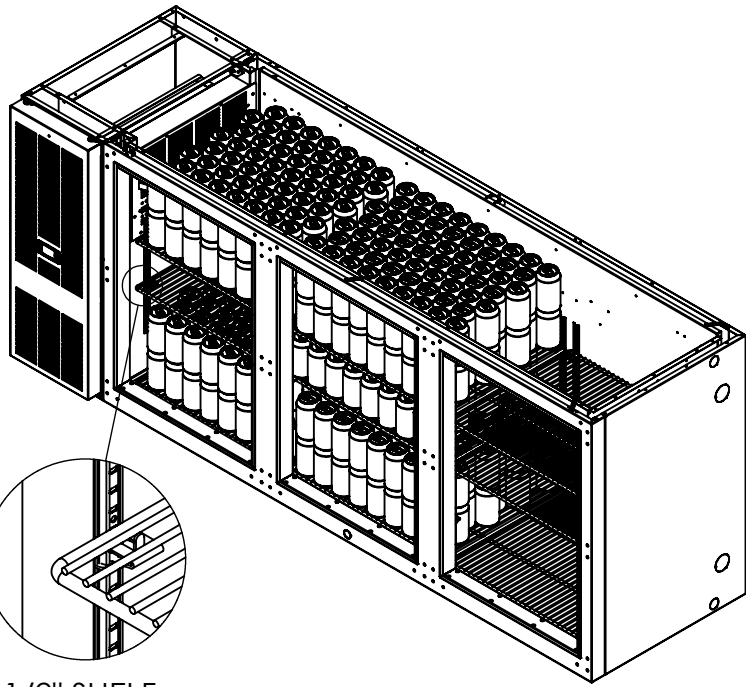
Perlick Corporation
Milwaukee, WI 53223

TYPICAL 12 OZ. LONG
NECK BEER BOTTLE
CAPACITY DIAGRAM

SCALE 1:20
DRAWN TJZ DATE 6/25/13

66342B

STAGGER PACKED CANS

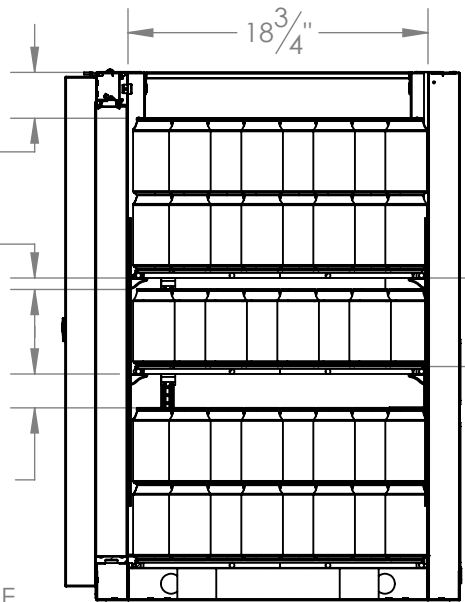


1/2" SHELF
ADJUSTMENT
ON ALL
BRACKETS

2 7/8"
TOP SHELF
CLEARANCE

3/4"
MID SHELF
CLEARANCE

2 1/8"
BOTTOM
STACK
CLEARANCE

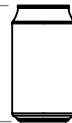


CABINET CUT-AWAY
DEPTH CAPACITY

5 17/32"
SPACE BETWEEN
SHELVES

Ø2.60

4 13/16"

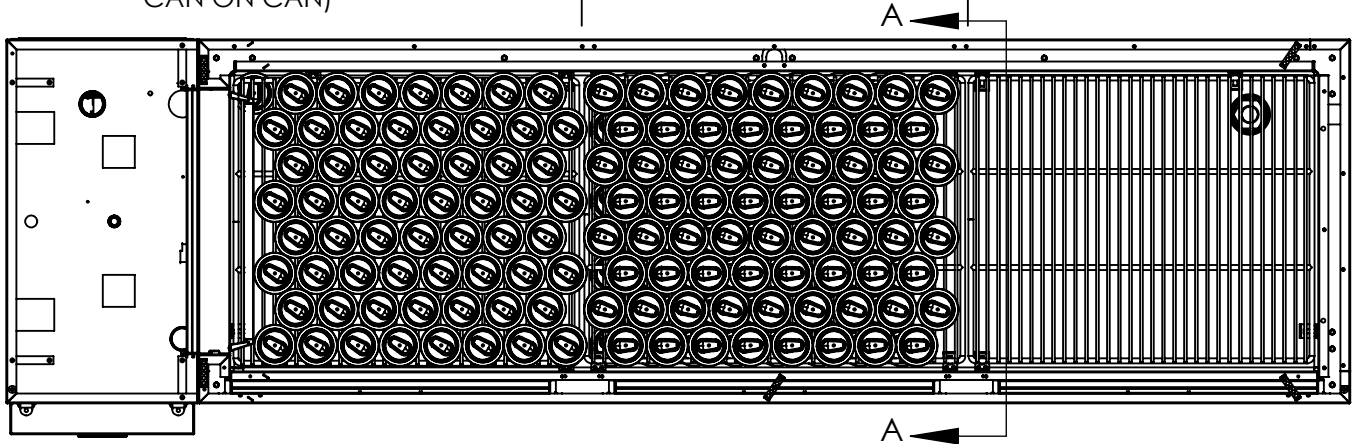


TYPICAL
AVERAGE BEER
CAN HEIGHT &
DIAMETER

END DOOR CAN CAPACITY:
3 SHELVES QTY.=316
TOP STACK 60,
OTHERS 64 PER SHELF.
(TOP & BOTTOM SHELF STACKED
CAN ON CAN)

CENTER DOOR CAN
CAPACITY: 3 SHELVES
QTY.=340 (84 PER SHELF)
(TOP & BOTTOM SHELF
STACKED CAN ON CAN)

END DOOR CAN CAPACITY:
3 SHELVES QTY.=320
64 PER SHELF
(TOP & BOTTOM SHELF STACKED
CAN ON CAN)



TYPICAL CAN CAPACITY DIAGRAM:

SHOWN: 3 DOOR BBS SERIES CABINET.
REFER TO SHEET 1 FOR BOTTLE, CAN & CASE CAPACITY
FOR ALL PERLICK CABINET CONFIGURATIONS

SHEET 3 OF 3



Perlick Corporation
Milwaukee, WI 53223

TYPICAL 12 OZ.
BEER CAN
CAPACITY DIAGRAM

SCALE 1:20
DRAWN TJZ DATE 6/14/13

66342B