

CASE PACKED

BEER BOTTLE & BEER CAN CABINET CAPACITY

PERLICK CORPORATION MILWAUKEE, WI

CABINET ASSEMBLY #	INTERNAL VOLUME FT ³	12 oz. long neck bottle QUANTITY / CASES		12 oz. CAN QUANTITY / CASES	
		QUANTITY	CASES	QUANTITY	CASES
BBS36	7.4	182	7.6	273	11.3
BBS60	16	371	15.5	553	23
BBS84	24.8	581	24.2	868	36.2
BBS108	33.5	791	32.9	1183	49.3
BBSN32	6	161	6.7	238	9.9
BBSN52	13.3	329	13.7	483	20.1
BBSN72	20.6	518	21.6	763	31.8
BBSN92	27.8	707	29.5	1043	43.5
BBR24	7	146	6.1	249	10.4
BBS48	15.3	321	13.4	513	21.4
BBR72	23.9	523	21.8	819	34.1
BBR96	32.6	725	30.2	1121	46.1
SDBR48	14.2	267	11.1	465	19.4
SDBR96	30.4	617	25.8	1025	42.7
SDBS60	14.8	353	14.7	553	23
SDBS108	30.9	753	31.3	1183	49.3
BBRN40	13	269	11.2	441	18.4
BBRN60	19	458	19.1	705	29.4
BBRN80	26.8	617	25.7	955	39.8

BEER BOTTLE & BEER CAN CABINET CAPACITY

PERLICK CORPORATION MILWAUKEE, WI

CABINET ASSEMBLY #	INTERNAL VOLUME FT ³	12 oz. long neck bottle QUANTITY / CASES		12 oz. CAN QUANTITY / CASES	
		QUANTITY	CASES	QUANTITY	CASES
PTS36	8	182	7.6	273	11.3
PTS60	17.4	371	15.5	553	23
PTS84	26.7	581	24.2	868	36.2
PTR48	16.6	321	13.4	513	21.4
PTR72	25.7	523	21.8	819	34.1
SDPR48	14.1	314	13.1	515	21.5
SDPS60	14.8	335	14	553	23

NOTE:

1. ALL QUANTITIES SHOWN ARE CASE PACKED FOR INTERNAL REFERENCE ONLY.
2. SEE CUSTOMER DRAWING: 66342B FOR MAXIMUM CAPACITY STAGGER PACKED BOTTLES & CANS.

INTERNAL REFERENCE ONLY



Perlick Corporation
Milwaukee, WI 53223

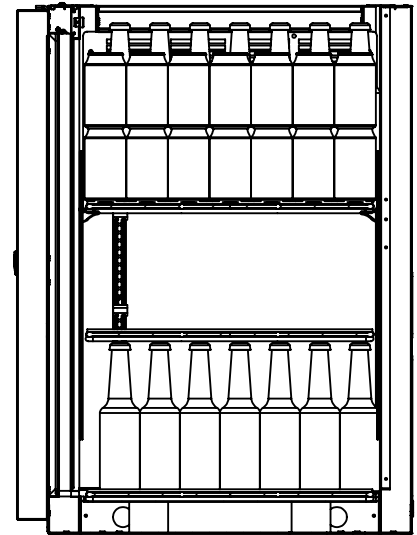
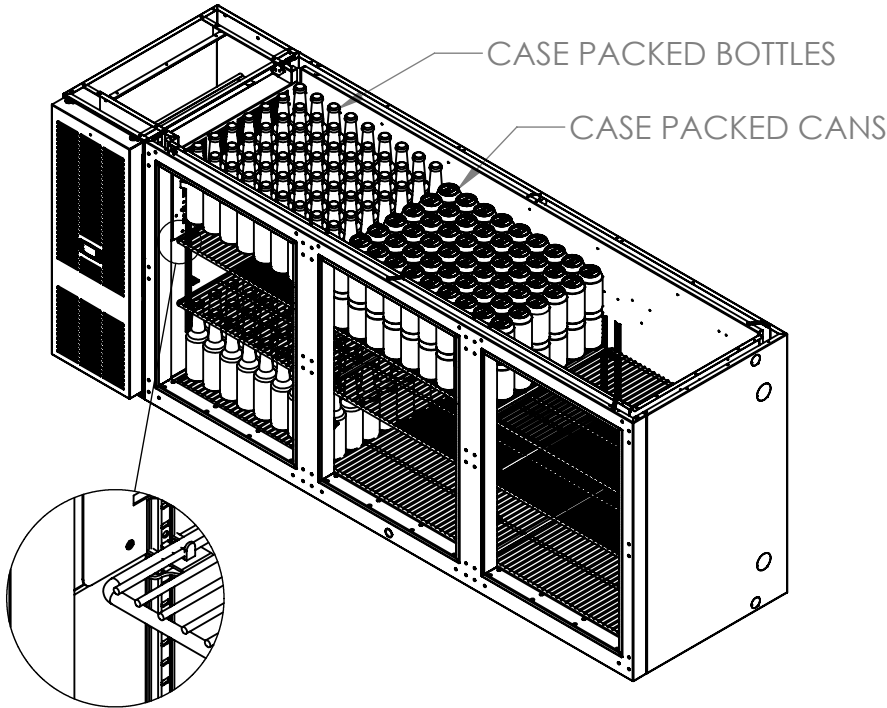
TYPICAL BEER BOTTLE AND CAN CAPACITIES

SCALE 1:32
DRAWN TJZ DATE 6/14/13

66342C

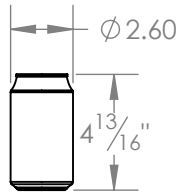
SHEET 1 OF 2

CASE PACKED

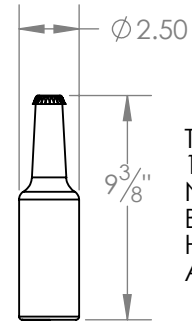


1/2" SHELF
ADJUSTMENT
ON ALL
BRACKETS

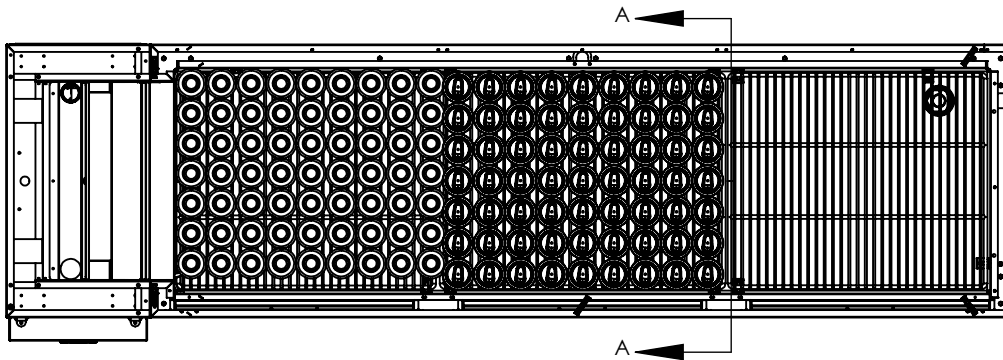
**INTERNAL REFERENCE
ONLY**



TYPICAL
12 OZ. BEER CAN
HEIGHT AND
DIAMETER.



TYPICAL
12 OZ. LONG
NECK
BEER BOTTLE
HEIGHT
AND DIAMETER.



TYPICAL BOTTLE & CAN CAPACITY DIAGRAM:
SHOWN: 3 DOOR BBS SERIES CABINET.
REFER TO SHEET 1 FOR BOTTLE, AND CAN, CASE CAPACITIES
FOR ALL PERLICK CABINET CONFIGURATIONS.



Perlick Corporation
Milwaukee, WI 53223

**TYPICAL BEER BOTTLE
AND CAN CAPACITY
DIAGRAM**

SCALE 1:32
DRAWN TJZ DATE 6/14/13

66342C

SHEET 2 OF 2