



**BREW PIPE TOWERS
"L" AND PASS-THRU**



4062-6L (Left Mount) Shown


JOB
AREA
ITEM NO.
MODEL NO.

"L" AND PASS-THRU	
4062-6L	4064-8L
4062-6R	4064-8R
4062-8L	4064-10L
4062-8R	4064-10R
4062-10L	4064-12
4062-10R	4064-16
4064-6L	4064-20
4064-6R	

"L" BREW PIPE TOWER

NUMBER OF FAUCETS		6	8	10
MODEL NUMBERS	Left Mount	4062-6L	4062-8L	4062-10L
	Right Mount	4062-6R	4062-8R	4062-10R
Faucet Centers (mm)		3" (76)	3" (76)	3" (76)
"A", Length (mm)		28-3/4" (730)	34-11/16" (881)	40-5/8" (1032)
"B", Height (mm)		17-3/4" (451)	17-3/4" (451)	17-3/4" (451)
Material and Finish		4" Schedule 5 Stainless Steel Pipe, Matte Finish		
Shipping Weight, Lbs. (kg)		80 (36)	95.5 (43)	111.5 (50)
Optional Drip Pan		C18750-21	C18750-27	C18750-33

- Pure copper coolant lines and cold block maintain chilled beverage temperature.
- Insulated dispensing head ensures a perfect temperature right up to the faucet.
- Factory-balanced restrictors control beverage flow and assure solid beer from the faucet with every pour.
- Faucets and faucet handles not included.



PASS THRU BREW PIPE TOWER

NUMBER OF FAUCETS		6	8	10	12	16	20	
MODEL NUMBERS	"B" Beer Leads Left	4064-6L	4064-8L	4064-10L	-	-	-	
	"B" Beer Leads Right	4064-6R	4064-8R	4064-10R	-	-	-	
	"B" Beer Leads Left and Right	-	-	-	4065-12	4065-16	4065-20	
Faucet Centers (mm)		3" (76)	3" (76)	3" (76)	3" (76)	3" (76)	3" (76)	
"A", Length (mm)		37-5/8" (956)	43-5/8" (1108)	49-9/16" (1259)	55-9/10" (1411)	67-7/16" (1713)	79-7/10" (2017)	
"B", Height (mm)		17-3/4" (451)	17-3/4" (451)	17-3/4" (451)	17-3/4" (451)	17-3/4" (451)	17-3/4" (451)	
"C", Center to Center (mm)		33-1/8" (843)	39-1/8" (994)	45-1/8" (1146)	51-1/8" (1298)	63" (1600)	74-7/8" (1902)	
Material and Finish		4" Schedule 5 Stainless Steel Pipe, Matte Finish						
Shipping Weight, Lbs. (kg)		101 (45)	107 (48)	133 (60)	149.5 (67)	183 (83)	216 (97)	
Optional Drip Pan		C18750-21	C18750-27	C18750-33	C18750-39	C18750-51	C18750-63	

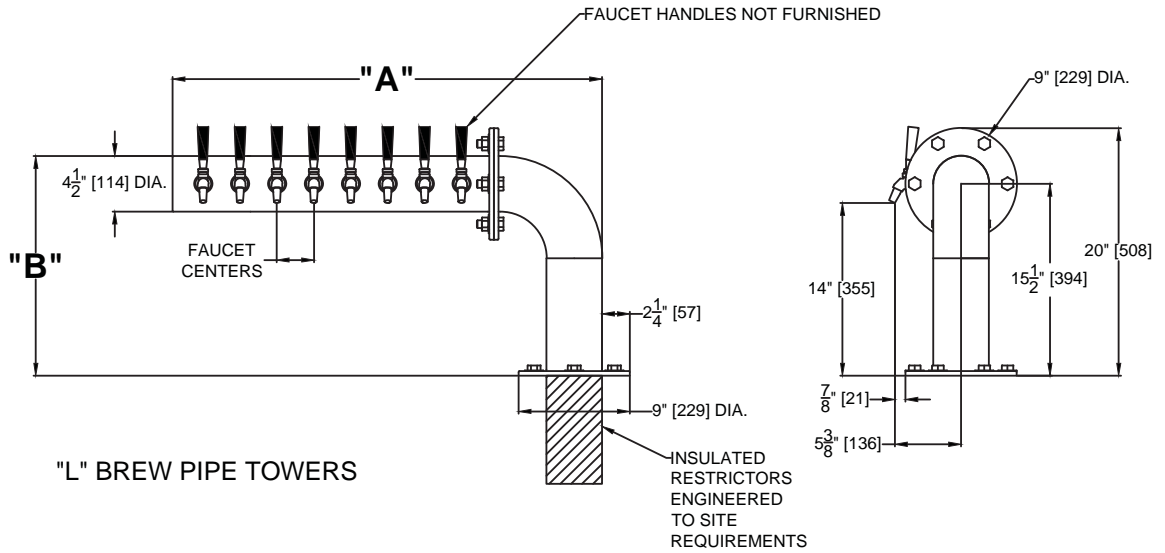
Available options and accessories:

- 5/8" mounting bolt kits
- Faucet locks

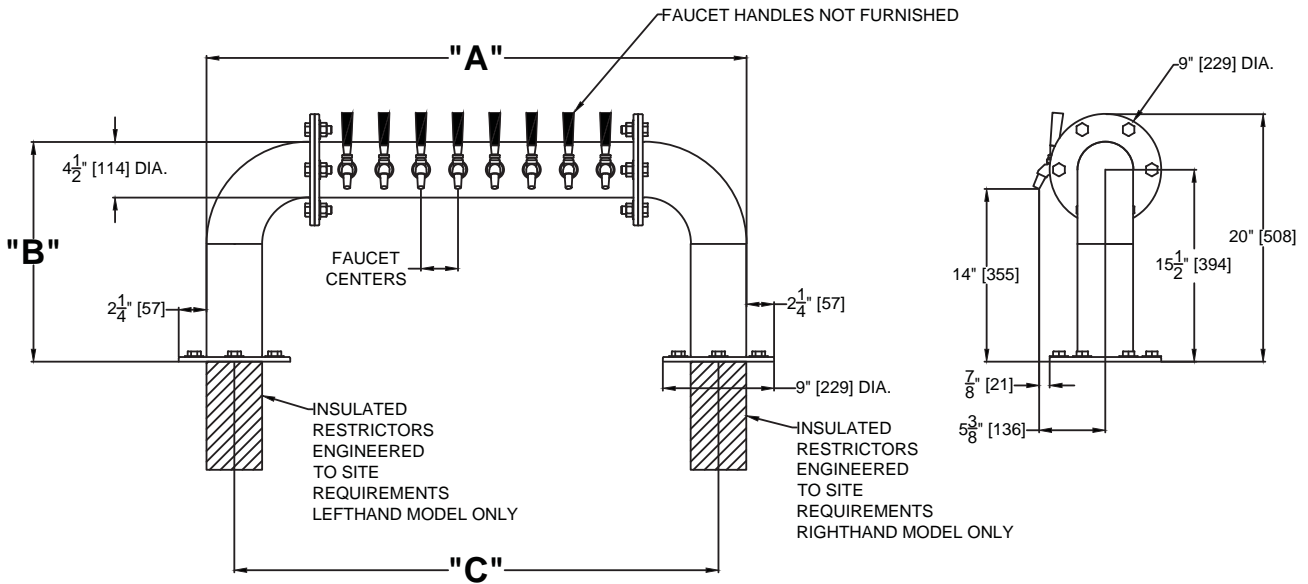
Form No. 95150
Rev. 04.26.2018



BREW PIPE TOWERS
"L" AND PASS-THRU



"L" BREW PIPE TOWERS



PASS THRU BREW PIPE TOWERS