



**DRIP PANS
TOP MOUNTED 18000 SERIES SLOPED EDGE**



C18635A shown

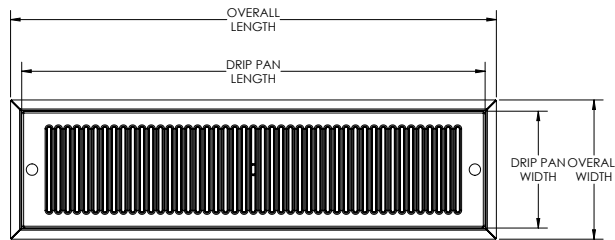
Features

- Variety of sizes, and configurations to fit any installation
- Available in stainless steel or tarnish-free brass
- Removable, glass rack

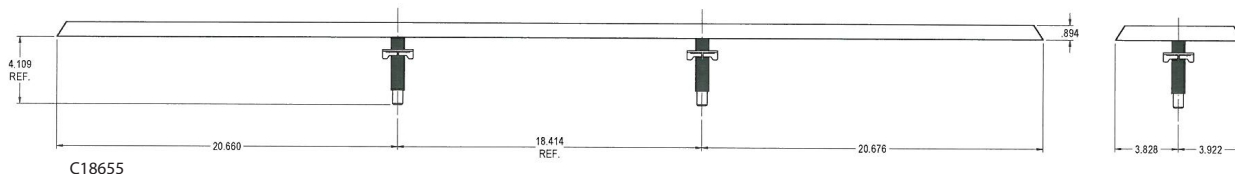
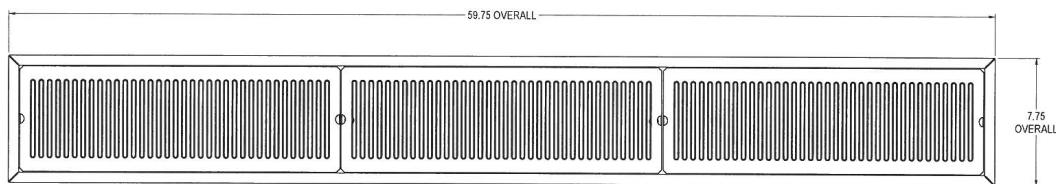
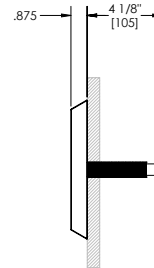
JOB	
AREA	
ITEM NO.	
MODEL NO.	

MODELS	
Stainless Steel	Tarnish-Free Brass
C18635A	C18635ATF
C18640A	C18640ATF
C18645A	C18645ATF
C18650A	C18650ATF
C18655	C18655TF
C18660	
C18663	
C18665	

18000 SERIES MODEL NUMBERS	Stainless Steel	C18635A	C18640A	C18645A	C18650A	C18655	C18660	C18663	C18665	
	Tarnish-Free Brass	C18635ATF	C18640ATF	C18645ATF	C18650ATF	C18655TF				
OVERALL LENGTH (mm)		8-3/4" (222)	14-3/16" (360)	20-3/4" (527)	26" (660)	33" (838)	46-9/16" (1182)	52-7/16" (1331)	59-3/4" (1517)	
DRIP PAN LENGTH (mm)		7-1/2" (190)	12-15/16" (328)	19-1/2" (495)	24-3/4" (628)	31-3/4" (806)	45-5/16" (1151)	51-3/16" (1300)	58-1/2" (1485)	
OVERALL WIDTH (mm)		7-3/4" (197)	7-3/4" (197)	7-3/4" (197)	7-3/4" (197)	7-3/4" (197)	7-3/4" (197)	7-3/4" (197)	7-3/4" (197)	
DRIP PAN WIDTH (mm)		6-1/2" (165)	6-1/2" (165)	6-1/2" (165)	6-1/2" (165)	6-1/2" (165)	6-1/2" (165)	6-1/2" (165)	6-1/2" (165)	
DRIP PAN and GLASS RACK	Stainless steel or tarnish-free brass							Stainless Steel		
PLUMBING	Equipped with 1/2" I.D. brass drain tube with 1/2" NPSM thread and machined end to accept 1/2" I.D. flexible drain tube.									



18000 SERIES



Form No. Z2437
Rev. 07.26.2016